

Jetmaster

Fireplaces Australia



Accessories.





TABLE OF CONTENTS

4-7	Hearths
8-11	Mantels
12-13	Flues & Bends
14	Flue Kits
15	Heat & Glo Components
16-17	Cowls & Terminations
18-19	Jetmaster Firebox Components

Reliability | Innovation | Service | Quality

For 40 years Jetmaster Fireplaces Australia has been a leader in providing the best quality fireplaces for Australian homes. Our expertise in properly understanding the conditions, needs and the warm environment you are seeking to create sets us apart. It's also why we offer one of the most complete ranges of leading fireplaces and accessories to suit Australian living.


At Jetmaster Fireplaces Australia our commitment is to deliver the most rewarding, lasting and enjoyable ownership experience for you.






HEARTHHS


Tear Drop Hearth




Diamond cut Hearth



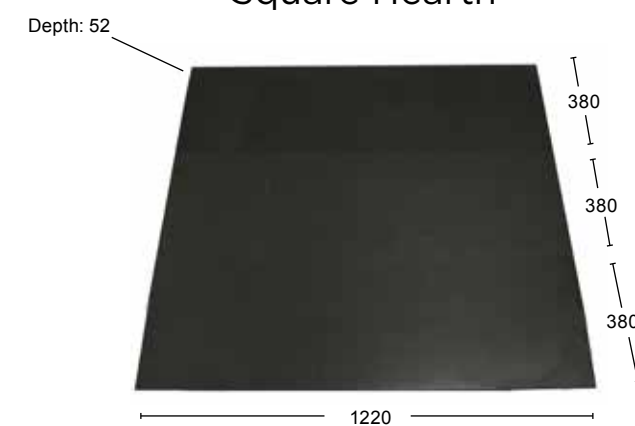
Semi circle Hearth



Corner cut Hearth



Square Hearth



*All dimensions in mm



AVAILABLE HEARTH FOR CUBE AND CELESTIAL 900

Celestial 900 - 1453 x 746 x 300
Cube: 1010x 875 x 300




C900 FREESTANDING ON BENCH

1800mm x 450mm Height 150mm

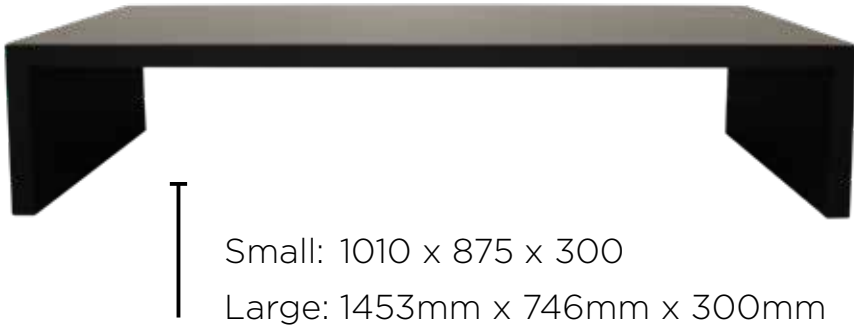


GRANITE TOP THIN TABLE HEARTH



Cube: 1010 x 875 x 300

STEEL THIN TABLE HEARTH



Small: 1010 x 875 x 300

Large: 1453mm x 746mm x 300mm

LIMESTONE AND MARBLE MANTELPIECES

Cranbourne Limestone Mantel



Modena Limestone Mantel



Marseilles Limestone Mantel



New Modena Limestone Mantel



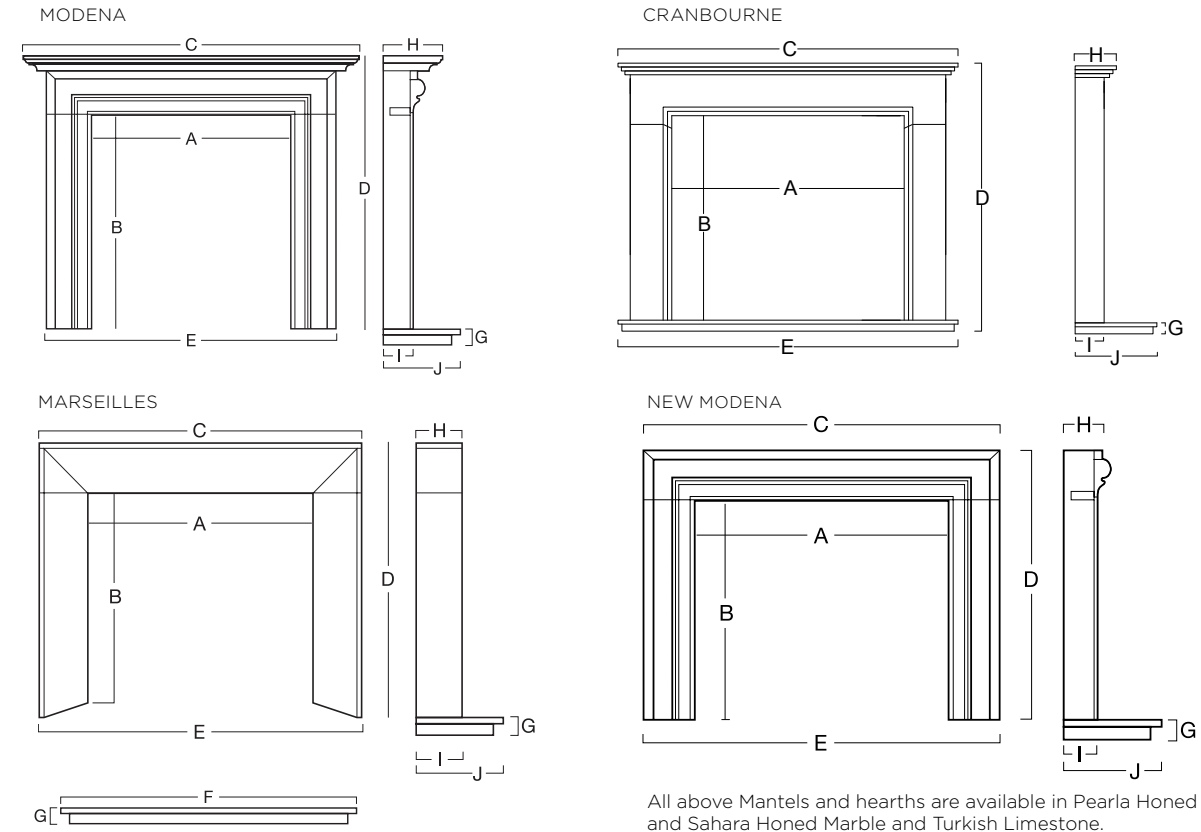
Richmond Limestone Mantel



Sahara Honed Windsor Mantel

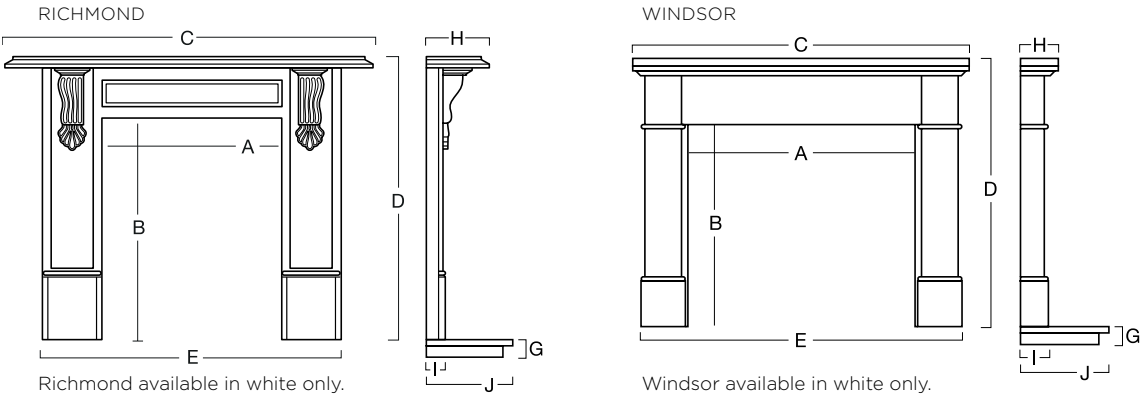


LIMESTONE AND MARBLE MANTELPIECES



All above Mantels and hearths are available in Pearl Honed and Sahara Honed Marble and Turkish Limestone.

Limestone, Marble & MDF (white only)



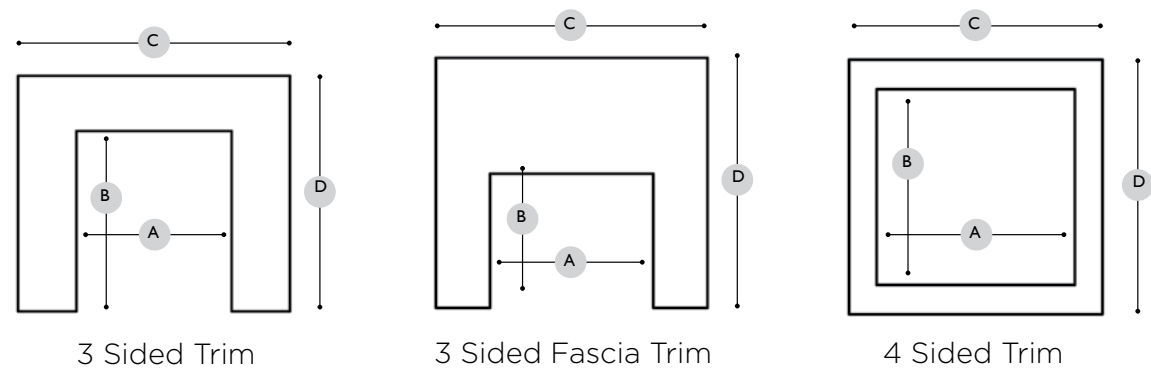
Richmond available in white only.

Windsor available in white only.

MODEL	A	B	C	D	E	F	G	H	I	J
MODENA 55	915	916	1400	1140	1235	1500	55	240	171	380
MODENA 65	1080	950	1630	1189	1438	1600	55	240	171	380
MODENA CLASSIC 550	915	980	1400	1200	1235	1500	55	240	171	380
CRANBOURNE 56	915	910	1415	1159	1301	1500	55	192	135	380
CRANBOURNE 62	1080	950	1580	1194	1466	1600	55	192	135	380
MARSEILLES 52	916	916	1320	1118	1320	1500	55	190	190	380
MARSEILLES 61	1080	950	1535	1178	1534	1600	55	214	214	380
NEW MODENA 55	915	916	1235	1140	1235	1600	55	130	130	380
NEW MODENA 65	900	950	1438	1189	1438	1630	55	140	140	380
NEW MODENA CLASSIC 550	1080	980	1400	1200	1235	1500	55	240	171	380
RICHMOND 56	900	900	1400	1190	1310	1500	55	225	60	380
RICHMOND 63	1080	960	1600	1272	1510	1600	55	225	60	380
WINDSOR 56	900	900	1420	1175	1320	1500	55	180	135	380
WINDSOR 63	1080	950	1605	1225	1505	1600	55	180	135	380
WINDSOR CLASSIC 550	900	980	1420	1253	1320	1500	55	180	135	380

All measurements in millimetres.

FLAT TRIMS STAINLESS & BLACK



3 Sided Trims - NB: Add 100mm to C and 50mm to D for 150mm 3 sided trims

MODEL	A	B	C	D
UNIVERSAL 500	500	600	700	700
UNIVERSAL 600	600	600	800	700
UNIVERSAL 600 LOW	600	550	800	650
UNIVERSAL 700SH	700	600	900	700
UNIVERSAL 700D	700	650	900	750
UNIVERSAL 850	850	700	1050	800
UNIVERSAL 850 LOW	850	650	1050	750
UNIVERSAL 1050	1050	750	1250	850
UNIVERSAL 1050 LOW LOW	1050	650	1250	750

MODEL	A	B	C	D
HEAT & GLO 3X	715	710	915	815
HEAT & GLO 5X	790	765	990	865
HEAT & GLO 6X	915	850	1115	950
HEAT & GLO STHVBI	910	830	1220	980
I30-X - 100mm	775	505	975	605
I30-X - 50mm	775	505	875	555

All measurements in millimetres.

Fascia Trims

MODEL	A	B	C	D
UNIVERSAL 500	500	600	800	950
UNIVERSAL 600	600	600	960	950
UNIVERSAL 700SH	700	600	960	950
UNIVERSAL 700D	700	650	960	950
UNIVERSAL 850	850	700	1110	960

MODEL	A	B	C	D
HEAT & GLO 3X	715	710	950	950
HEAT & GLO 5X	790	765	1030	960
HEAT & GLO 6X	915	850	1115	1000
I30 SUPREME	775	505	950	950
I30-X	775	505	950	950

All measurements in millimetres.


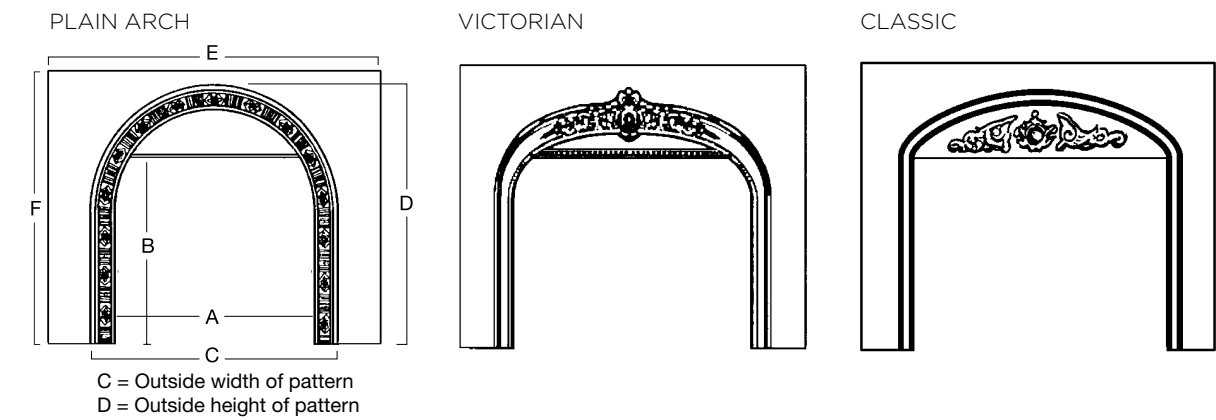
4 Sided Trims - NB: Add 100mm to C and D for 150mm 4 sided trims

MODEL	A	B	C	D
UNIVERSAL 1050 LOW LOW	1050	650	1250	850
UNIVERSAL 500	500	600	700	800
UNIVERSAL 600	600	600	800	800
UNIVERSAL 600LOW	600	550	800	750
UNIVERSAL 700SH	700	600	900	800
UNIVERSAL 700SH LOW	700	550	900	750
UNIVERSAL 700D	700	650	900	850
UNIVERSAL 850	850	700	1050	900
UNIVERSAL 850 LOW	850	650	1050	850
UNIVERSAL 1050	1050	750	1250	950

MODEL	A	B	C	D
HEAT & GLO 3X	715	690	915	890
HEAT & GLO 5X	790	745	990	965
HEAT & GLO 6X	915	820	1115	1020
HEAT & GLO STHVBI	910	800	1220	1110
I30 SUPREME - 100mm	775	505	975	705
SLR-X	990	335	1130	500

All measurements in millimetres.

FASCIAS / CAST IRON NICKEL



MODEL	A	B	C	D	E	F
600 PLAIN ARCH	645	645	780	850	970	950
700 PLAIN ARCH	745	650	890	890	990	950
700 VICTORIAN	740	665	885	890	1000	960
850 VICTORIAN	890	700	1030	940	1140	1010
700 PLAIN SQUARE	700	650	850	730	975	945
700 PATTERN SQUARE	700	660	845	735	985	955
850 PATTERN SQUARE	855	710	995	775	1110	960
550 PATTERN SQUARE	800	770	945	845	1160	1025
6000 PATTERN SQUARE	920	860	1070	940	1175	1015
700 CLASSIC	700	650	770	875	970	985
550 CLASSIC	800	745	870	980	1150	1005

All measurements in millimetres.

FLUES & BENDS



Galvanised Steel
Flue Sections

Available 8" to 20"
Lengths: 900mm from Brisbane
1200mm from Sydney



Stainless Steel (304)
Flue Sections

Available 6" to 18"
Lengths: 900mm from Brisbane
1200mm from Sydney, 1200mm not available in 6"



Decromesh Heatshield

Made from Galvanised Steel
Available in Black or Charcoal
Available in 8" only (other sizes
made to order)



Close up of Decromesh
Heatshield with Spacing Ring

Decromesh Heatshield
with Spacing Ring

Made from Galvanised Steel
Available in Black or Charcoal
Available in 8" only (other sizes made to order)

FLUES & BENDS



Drop Box

10" Galavanised steel flue section shown with ceiling
ring and 8" vented spacing cap often referred to as a
drop box. (other sizes made to order)



se up of Drop Box



Galvanised 45 degree bend

Available 8" to 20"
Comes standard with 100mm tail



Stainless Steel (304)
45 degree bend

Available 6" to 18"
Comes standard with 100mm tail



Galvanised Wall starter

Available 9" to 14"
(also made to order in Stainless Steel
Wall Starters)



Stainless Steel (304)
Wall Brackets

Available 8" to 16"

FLUE KITS

TRIPLE FLUE KIT

- Kit consists of:**
- 4.5 metres long
 - To suit flat or raked ceiling.
(Specify when ordering).
- Kit consists of:**
- 4 x Flue Pipe - stainless steel
 - 2 x Inner Casing - galvanised
 - 2 x Outer Casing - galvanised ,
1 painted with vented spacing
cap / drop box
 - 1 x Ceiling Trim - galvanised -
painted
 - 1 x Double Cone Cowl - standard -
stainless steel
 - 1 x Decroshield A (6" - 8")
 - 1 x Decro spacing cap (6" - 8")
 - 1 x Decroshield E (8")
 - 2 x Angle Brackets - galvanised
-1200mm x50mm x50mm
 - Spacing Kit
 - Installation Instructions.



WALL PENETRATION
FLUE KIT

- Kit consists of:**
- 6 x 6" Flue Pipe @ 900mm
- stainless steel
 - 1 x 8" Inner Casing @ 900mm
- galvanised
 - 5 x 10" Outer Casing @ 900mm
- galvanised, 1 painted
 - 2 x 6" Bends - stainless steel
 - 1 x 10" Bend - galvanised
 - 1 x 10" Wall Trim - galvanised
painted
 - 1 x 10" Wall Starter - galvanised
 - 1 x Double Cone Cowl - standard
- stainless steel
 - 1 x Decroshield A (6" - 8")
galvanised painted
 - 1 x Decro spacing cap (8" - 10")
 - 1 x Decro bend (8") galvanised
painted
 - 1 x Wall Bracket
 - Installation Instructions.

Illustration shows additional option
one off the 6"bends and 2 off 6"
flue pipe painted black. These items
come unpainted as standard.



HEAT & GLO COMPONENTS

Balanced Flue

(Fixed length)
Available in both SLP (170mm)
and DVP (200mm)
SLP Lengths:
SLP 6 - 150mm Flue
SLP 12 - 305mm Flue
SLP 24 - 610mm Flue
SLP 36 - 915mm Flue
SLP 48 - 1220mm Flue

DVP Lengths:
DVP 4 - 100mm Flue
DVP 6 - 150mm Flue
DVP 12 - 305mm Flue
DVP 24 - 610mm Flue
DVP 36 - 915mm Flue
DVP 48 - 1220mm Flue



Balanced Flue

(Adjustable length)
SLP Lengths:
SLP 6A - 150mm Flue
SLP 12A - 305mm Flue

DVP Lengths:
DVP 6A - 150mm Flue
DVP 12A - 305mm Flue



Balanced Flue 45° Elbow

Available in both SLP and DVP
Height: SLP45 222mm
DVP45 267mm
Width: SLP45 220mm
DVP45 276mm



Balanced Flue 45° Elbow

Available in both SLP and DVP
Height: SLP90 235mm
DVP90 289mm
Width: SLP90 251mm
DVP90 337mm



3" Flexi Flue

1 x 10m length
For i30 ONLY



Adaptor Flexi to SLP

Top view



Adaptor Flexi to SLP

Bottom view

COWLS & TERMINATIONS



Heat and Glo Horizontal Termination

Available Sizes: DVP and SLP



Decorative Cap

For Heat and Glo Horizontal Terminations
Available Sizes: DVP and SLP



Heat and Glo Horizontal Termination

Side View



Heat and Glo Firebrick (Horizontal) Termination

Only available for DVP flue



Heat and Glo Vertical Termination

Available Sizes: DVP and SLP

COWLS & TERMINATIONS

Stationary Cowl

Made from 304 Stainless Steel
Available Sizes
8" to 10"
9" to 11"
10" to 12"
12" to 14"
14" to 16"
16" to 18"
18" to 20"
Optional extras:
350mm and 450mm square base
Dual Fuel Wings



Venturi Cowl

Made from 304 Stainless Steel
Available Sizes
6" to 8"
9" to 11"
10" to 12"
12" to 14"
14" to 16"



Rotating Cowl

Made from 304 Stainless Steel
Available Sizes:
6" to 8"
8" to 10"
9" to 11"
10" to 12"
12" to 14"
14" to 16"
16" to 18"
18" to 20"
Optional extras:
350mm and 450mm square base



Gas Hat

Made from 304 Stainless Steel
Available in NSW only
Available Sizes: 9", 12" and 16"
Note: 9" is also available in galvanised steel



Double Cone Cowl with Storm Collar

Made from 304 Stainless Steel
Available Sizes
6" to 8"
9" to 11"
10" to 12"
12" to 14"
14" to 16"



JETMASTER FIREBOX COMPONENTS



Jetmaster Firebox shown with Gather and Logpan
Sizes from 400 to 1500 held in stock by Jetmaster Australia



Jetmaster Firebox



Jetmaster Logpan



Jetmaster Gather



2 Flue Jetmaster Gather
Only available for 1200 and 1500 fireboxes



Offset Gather
Only available for 700 and 850 fireboxes

DEKTITES & FLASHING



Corrugated and Metal roof Dektites
Sizes Available:
Dektite/Soaker - DF603 - 114-254
Dektite/Soaker - DF605 - 254-406
Dektite/Soaker - DF606 - 308-610
Dektite - DFE107G - 150-300
Dektite - DFE109G - 230-508
(Grey - Brisbane); (Black - Sydney)



Tiled Roof Flashing
DNL 108B Lead Flashing Black - 175-330

JETMASTER SWITCHES



Jetmaster Gas Burner
Stainless Steel Millivolt Wall Switch and components



Jetmaster Gas Burner
White Plastic moulded Millivolt Wall Switch and components

SCREENS



Jetmaster Screen (and screen stand)
Attachable Jetmaster Screens available for all size Jetmaster fireboxes from 400 to 1500 held in stock by Jetmaster Australia



Jetmaster Screen Stand

NOTES



Reliability | Innovation | Service | Quality

For the entire Jetmaster range, visit your nearest showroom
jetmaster.com.au | 1300 538 627

NSW - 55 Marrickville Road Marrickville 2204
QLD - 13 French Ave Brendale 4500
S.A - 40 Maple Ave Forestville 5035
W.A - 277 Lord Street Perth 6000
VIC - www.jetmaster.com.au