

FIREPLACE CORNER



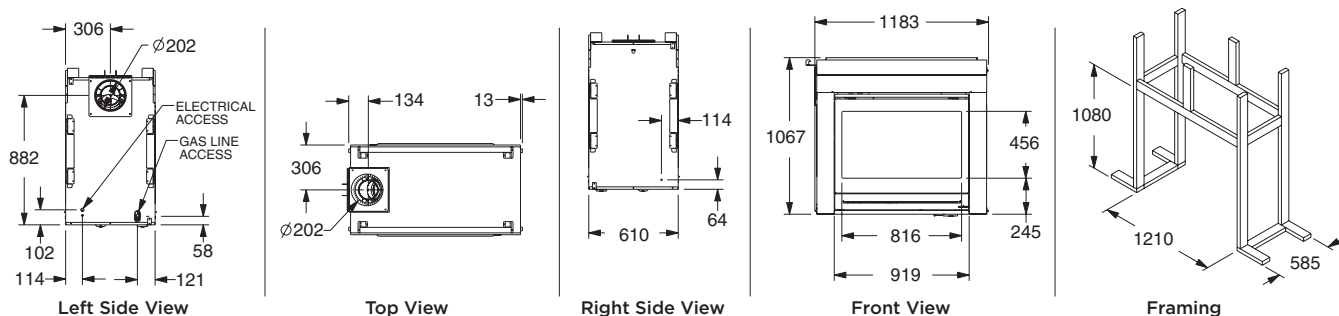
HEAT & GLO™
Where everything comes together



ST-HVBI
Balanced Flue Gas Fire

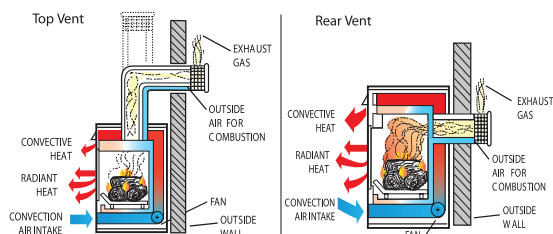
ST-HBVI-AU Specifications

MODEL	HEIGHT		FRONT WIDTH		BACK WIDTH		DEPTH		VIEWING AREA	mJh INPUT		kWh OUTPUT	
	Actual	Framing	Actual	Framing	Actual	Framing	Actual	Framing		NG	LPG	NG	LPG
ST-HVBI-AU	1067	1080	1183	1210	1183	1210	610	585	815 x 455	44	43	8.6	8.4



Dimensions above are in millimeters and for reference only. We recommend measuring individual units at installation. Assumes the use of 13mm gyprock.

Refer to installation manual for detailed specifications on installing this product. Heat & Glo reserves the right to update units periodically. The flame and ember appearance may vary based on the type of fuel burned and the venting configuration used. Photos in this brochure may vary in color and dimension [size] from the actual product.



ST-HVBI features

- Top or rear venting options provide installation flexibility
- Zero clearance provides ease of installation and cost savings
- IntelliFire Plus ignition system
- Variable valve allows you to adjust the flame height and heat output
- Realistic ceramic fiber campfire style logs
- Enjoy the ambiance of a fire from two rooms
- Balanced flue technology provides a sealed combustion chamber, maintaining indoor air quality
- Energy saving 70% efficiency with the authenticity of a traditional fire
- Standard dress guards with mesh provide clean lines and safety
- Three speed fan with auto on/off
- Multifunctional remote provides temperature, flame height, thermostat and timer mode, offering true convenience - never again bend down to start your fireplace
- 205mm top or rear venting
- AGA #6027

Balanced Flue Gas Fireplace

A completely sealed system, Heat & Glo balanced flue gas fireplaces draw 100% of combustion air from the outdoors and exhaust all combustion byproducts back outside, with no effect on indoor air quality. In addition, cold air drafts are eliminated and heat output is maximised. No electricity, power venting or fan are required to operate, eliminating the need for a conventional chimney, and allowing for installation in nearly any room of the home. TR technology, another Heat & Glo invention, allows for venting off the top or rear, providing even greater placement flexibility.

INTELLIFIRE PLUS IGNITION SYSTEM AND WIRELESS CONTROLS

The Intellifire Plus Ignition System is an "intelligent" control system providing energy conservation and the comfort of a roaring fire, all at your fingertips!

Intellifire Plus features intermittent pilot ignition (IPI) allowing you to conserve fuel and money when the fireplace is not in use. In addition, the system offers seamless transition from AC to battery backup in a power outage, as well as built-in safety features and memory settings.


INTELLIFIRE PLUS RC300

Incorporates an LCD screen, intuitive menus and large control buttons in a sleek and modern design. This wireless control gives you the flexibility to use as a remote only or mount on the wall anywhere in the room.

MODEL: RC300-HNG

Features: Auto Battery Backup, Pilot Activation, ON/Off, Flame Height, Fan Speed, Room Temperature Readout, Thermostat Mode, Wall Docking Station.

IntelliFire™ Plus



ST-HVBI with 4 sided black trim (above) and with 4 sided stainless steel trim (below)



Showroom Mon-Fri 9am-5pm, Sat 9am-1pm
277 Lord Street, Perth | 08 9228 2600
sales@fireplacecorner.com.au
www.fireplacecorner.com.au

**FIREPLACE
CORNER**

HEAT & GLO
No one builds a better fire

Disclaimer: All products are subject to availability and may be changed without notice.