

— — — — —
&
I30X

BALANCED FLUE GAS FIREPLACE INSERT



INSERTS

I30X INSERT

No more drafty, dated fireplaces. No more messy maintenance. No more soot and smoke. It's time for an immediate upgrade, with interest.

The I30X delivers. Traditional ambiance. Full log sets. Efficient warmth. A simple and classic upgrade to your existing wood fireplace.

OPTIONAL UPGRADES



STRATFORD
TEXTURED BRICK



REFLECTIVE
BLACK GLASS



ACCENT LIGHTS



ABOVE: I30X shown with Inside Fit front in black and Stratford brick interior.
COVER: I30X shown with Inside Fit front in black and standard black interior.

GAS INSERT TECHNOLOGIES

INTELLIFIRE™ IGNITION SYSTEM



The IntelliFire™ Ignition System (IPI) is an advanced intermittent pilot ignition system. IPI constantly monitors ignition, ensures safe functioning and conserves up to \$10/month in energy costs.

BALANCED FLUE TECHNOLOGY



Balanced Flue fireplaces remove 100% of combustion exhaust and odors outside of the home. These sealed fireplaces provide optimal heat, conserve energy and ensure clean, safe indoor air quality.

GAS INSERT SPECIFICATIONS

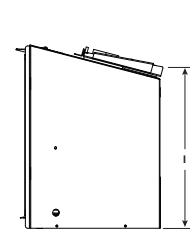
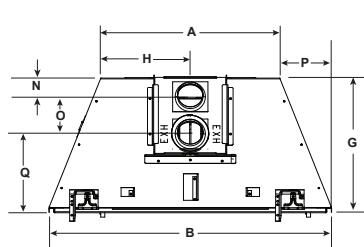
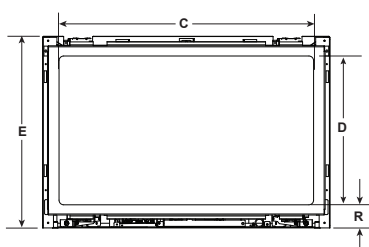
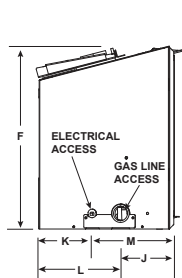
MODEL	FRONT WIDTH		BACK WIDTH		HEIGHT		DEPTH		GLASS SIZE	mJh INPUT	EFFICIENCY	FUEL TYPE/ IGNITION SYSTEM
	UNIT	MIN. FIREBOX OPENING	UNIT	MIN. FIREBOX OPENING	UNIT	MIN. FIREBOX OPENING	UNIT	MIN. FIREBOX OPENING				
I30X	791	803	499	511	527	533	368	381	699 X 405	22,890-32,700	70.91% (NG), 71.00% (LP)	Gas, IntelliFire Plus

LEFT SIDE VIEW

FRONT VIEW

TOP VIEW

RIGHT SIDE VIEW



Model	A	B	C	D	E	F	G	H	I	J	K	L	M	N	O	P	Q	R
I30X	499	791	699	405	527	511	368	249	481	146	148	225	225	54	103	146	222	62

Dimensions are in inches and millimeters. Product information is not complete and is subject to change without notice. Product installation must adhere strictly to instructions shipped with product. We recommend measuring individual units at installation. NOTE: Combustible material should not cover the face. Refer to installation manual for detailed specifications on installing this product. Hearth & Home Technologies® reserves the right to update units periodically. Actual product appearance, including flame, may differ from product images.

For complete information on this model, please contact us at:

HEAT & GLO

No one builds a better fire

www.heatnglo.com