

Add beauty, style, convenience and warmth to your home.



WS18-AU

Wood Stove

- Heats up to 21 building squares
- Up to 8 hours burn time
- Up to 86% efficient
- 1.3g/kg emissions

WS18 Specifications

Width	635mm
Height	736mm
Depth	673mm
Weight	145kgs
Max. Burn Time	Up to 8 hrs
Firebox Capacity	2.0 cu. ft.
Max Log Length	457mm
Emissions	1.3 grams/kg



WS22-AU

Wood Stove

- Heats up to 30 building squares
- Up to 12 hours burn time
- Up to 84% efficient
- 1.2g/kg emissions

WS22 Specifications

Width	660 mm
Height	863mm
Depth	781 mm
Weight	185kgs
Max. Burn Time	Up to 12 hrs
Firebox Capacity	2.7 cu. ft.
Max Log Length	588mm
Emissions	1.2 grams/kgs



WINS18-AU

Wood Insert

- Heats up to 21 build sqs
- Up to 8 hours burn time
- Up to 85% efficient
- 1.0g/kg emissions



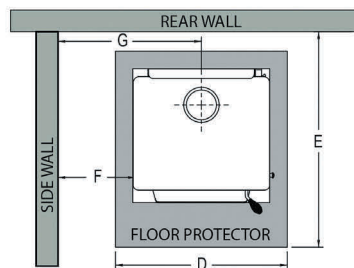
WINS18 Specifications

Min. Firebox Opening - Front Width	622 mm
Min. Firebox Opening - Back Width	622mm
Min. Firebox Opening - Height	546 mm
Min. Firebox Opening - Depth	406mm
Weight	153kgs
Max. Burn Time	Up to 8 hrs
Firebox Capacity	2.0 cu. ft.
Max Log Length	457mm
Emissions	1.0 grams/kgs

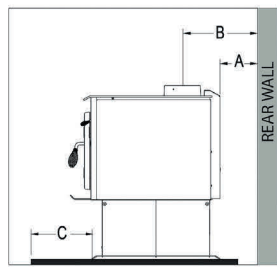
WINS18 Floor Protector*

Minimum size	900D x 800W x 75mm Thick
Extends from front face of Firebox	300mm

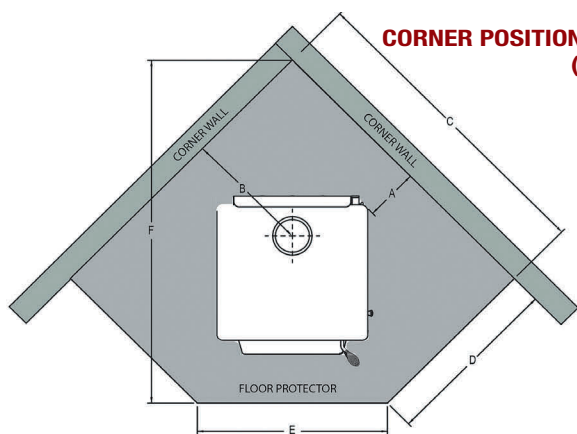
CLEARANCES



PARALLEL POSITIONING



	DESCRIPTION	Default Flue Kit	
		WS18	WS22
A	Min. clearance from back of unit to rear wall	175	300
B	Min. clearance from centre of spigot to rear wall	345	468
C	Min. distance from front of base to floor protector front	300	300
D	Min. floor protector front width	800	800
E	Min. distance from rear wall to front of floor protector	1055	1291
F	Min. distance from unit side to side wall	300	400
G	Min. clearance from centre of spigot to side wall	618	730



CORNER POSITIONING (45°)

	DESCRIPTION	Default Flue Kit	
		WS18	WS22 with Flue Shield
A	Min. clearance from firebox corner to walls	155	75
B	Min. distance from centre of spigot to corner walls	470	393
C	Min. distance from corner wall to floor protector front	1219	1217
D	Min. floor protector projection from corner wall	730	731
E	Min. floor protector front width	692	688
F	Min. overall floor protector depth	1379	1377

HEATILATOR OFFERS YOU A RANGE OF CLEAN, EFFICIENT WOOD FIRES WITH OUTSTANDING FEATURES:

Environmentally Friendly Operation
contributing to a 'Greener Earth'

Economical to Run

Insert and Freestanding Stove models
available

Wide opening door with a single lever
operation

An air wash system to keep the glass clean

Both Primary and Secondary
Combustion Technology for cleaner burns
and less maintenance

Contact us at:



heatilator
ECOCHOICE™

wood stoves & insert



Learn more

Scan the QR Code to the left with
your phone's QR Code reader to
learn more about Heatilator.

330-JM (07/14)