



FIREPLACE CORNER



SUPER
NOVA RF

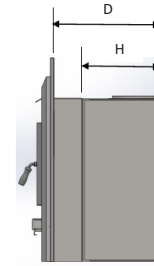
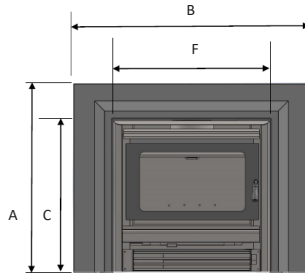
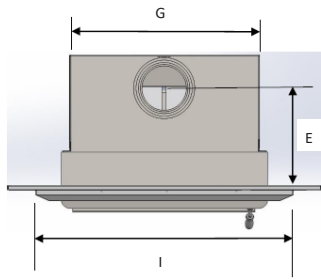


PROUDLY AUSTRALIAN MADE

KEMLAN SUPER NOVA RF INSERT SPECIFICATIONS

UNIT	A	B	C	D		E		F	G	H	I	WEIGHT	AVERAGE Kw
SUPER NOVA RF	800	1000	648	434 STD	470 C/IRON	330 STD	377 C/IRON	660	655	320	820	128Kg	11.6

GLASS VIEWING AREA
450mm Wide



Average efficiency of 66%



Heating capacity of up to 22sq

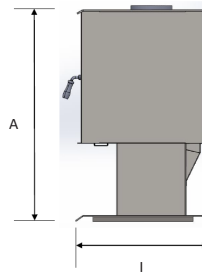
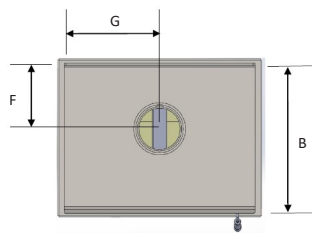
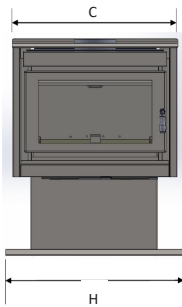


Clean burning 1.3gms/kg emissions

KEMLAN SUPER NOVA FREESTANDING SPECIFICATIONS

UNIT	A	B	C	D	E	F	G	H	I	WEIGHT	AVERAGE Kw
SUPER NOVA FREESTANDING	848	487	660	318	530	225	330	705	540	136	12.8

GLASS VIEWING AREA
450mm Wide
250mm High



Average efficiency of 61%



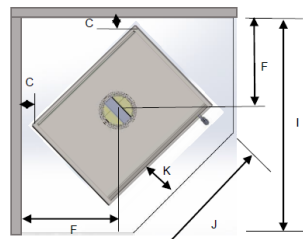
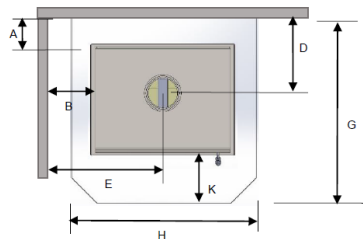
Heating capacity of up to 24sq



Clean burning 1.3gms/kg emissions

MINIMUM CLEARANCE TO HEAT SENSITIVE MATERIALS AND MINIMUM FLOOR PROTECTION REQUIREMENTS

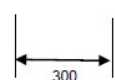

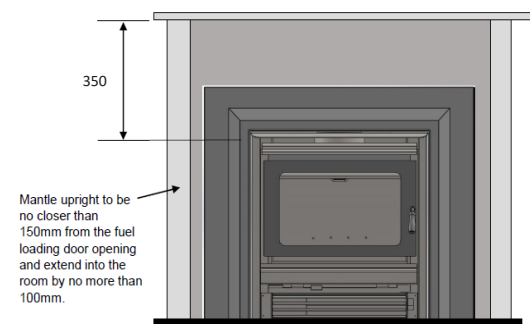
FREESTANDING



Thickness of floor protection to be minimum - 9mm

A	B	C	D	E	F	G	H	I	J	K
115	300	125	340	630	530	980	1060	1114	570	300

SUPER NOVA RF



Dimensions shown are in millimetres . Reference dimensions only. We recommend measuring individual units at installation. Refer to installation manual for detailed specifications on installing this product. Kemlan reserve the right to update units periodically. Pictures in this brochure are not the true representation of the fireplace and/or flames.

277 Lord Street Perth, Western Australia 6000

Mon - Fri 9am-5pm, Sat 9am - 1pm

(08) 9228 2600

sales@fireplacecorner.com.au

www.fireplacecorner.com.au

